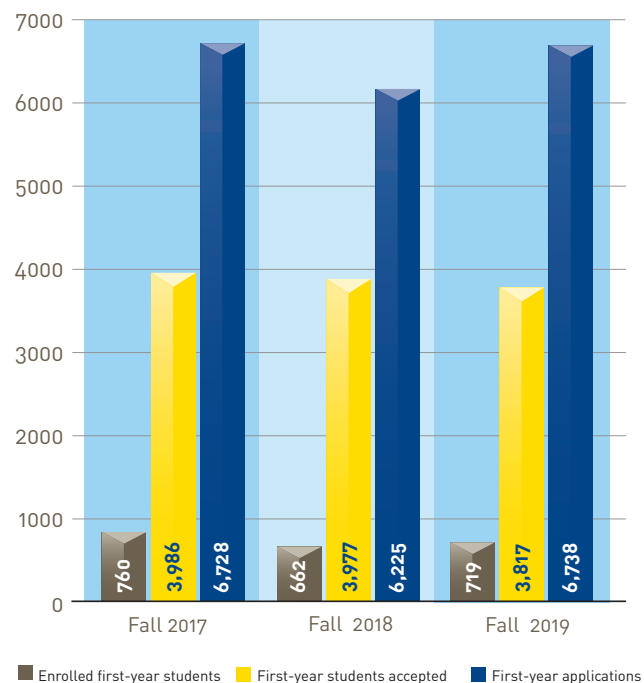


# The Augustana Class of 2023

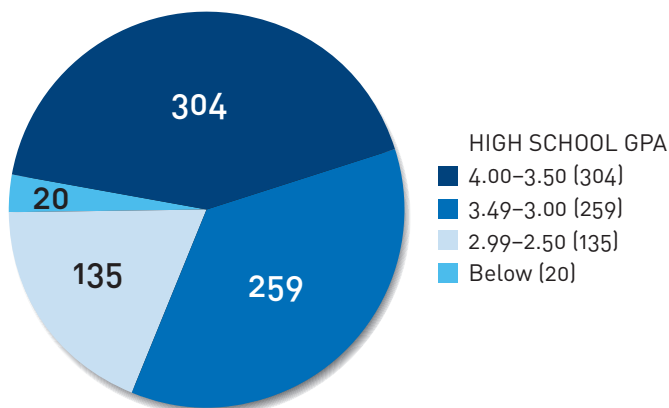
A profile of the incoming class goes beyond numbers. These students are smart and creative, and they care about their communities. They're ready for the Augustana education that will challenge them further and prepare them for many kinds of success throughout their lives.

**2019-20 TOTAL ENROLLMENT:** approximately 2,600



## HIGH SCHOOL GPA

(recalculated for academic courses only)



**NUMBER OF HIGH SCHOOLS REPRESENTED:** 326

## TEST OPTIONAL

Total test-optional applicants: **551**  
 (8% of total first-year applicants)  
 Total admitted: **277**  
 Total deposited: **107**

## STANDARDIZED TESTING

ACT: middle 50% of students score between a 23 and 29.  
 SAT: middle 50% of students score between 1120 and 1300.\*  
 \*SAT range calculated based on a concordance table; domestic students only

## FINANCIAL AID

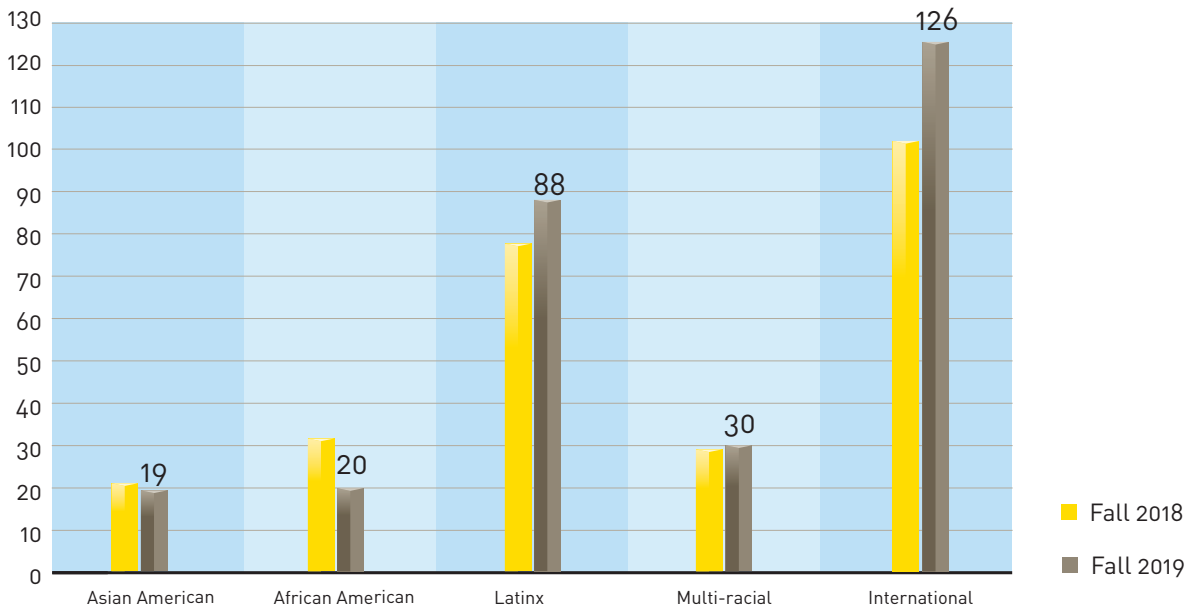
Average cost after scholarships and other gift aid from all sources (domestic students): **\$21,781**  
 Federal Pell Grant Recipients: **27%** (159)  
 Presidential Scholarship Recipients: **23%** (134)  
 Dean's Scholarship Recipients: **33%** (196)  
 Founders Scholarship Recipients: **27%** (160)

**FIRST-GENERATION COLLEGE STUDENTS:** 155

## RELIGIOUS PREFERENCES

Baptist	13
Catholic	181
Church of Christ	16
Jewish	2
Lutheran (ELCA and other)	71
Methodist	25
Muslim	17
Presbyterian	9
Other	86
No religious preference	113
No response/unknown	163

## DIVERSITY PROFILE

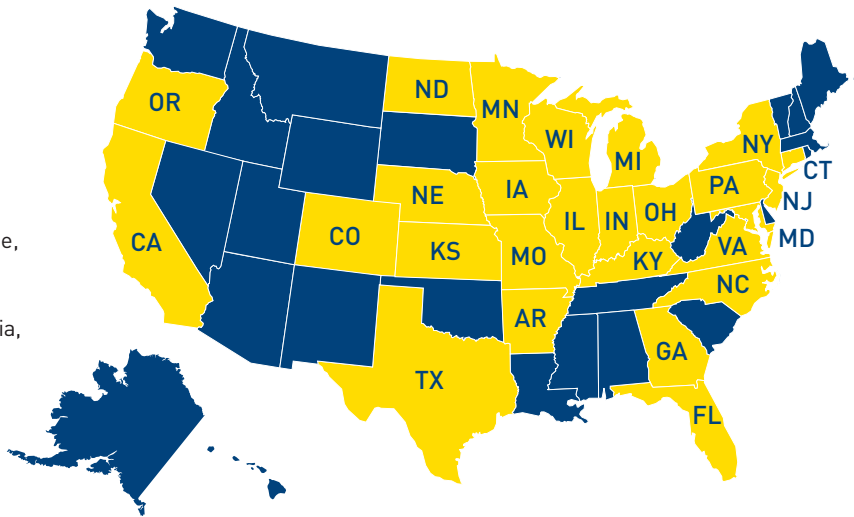


## GEOGRAPHIC PROFILE

Number of states represented: **26**

Number of countries or entities represented (by citizenship): **22**

Bahamas, Brazil, Ecuador, Ethiopia, Ghana, Greece, India, Kenya, Liberia, Mauritius, Mongolia, Morocco, Nepal, Netherlands, Nigeria, Norway, Pakistan, Panama, Philippines, Sierra Leone, Tunisia, Vietnam



# Summary of Class of 2019 (students who graduated by May 20 of the 2018-19 academic year)

**552**

### TOTAL GRADUATES

- 55 had one major and one or more minors
- 266 had two majors
- 87 had two majors and one minor
- 11 had two majors and two or more minors
- 20 had three majors

### DEGREES AWARDED CLASS OF 2018 (%)

